

Safety Cyber Digital Tablet
 Learning
 Communication
 Identity Security
 Computer System
 Technology
 Notebook Smartphone
 Netbook Laptop
 Device
 Network
 Online



TECHNOLOGY, ENABLING LEARNING FOR ALL -
ANY TIME, ANY PLACE

2018-2019 SCHOOL YEAR



Broward County Public Schools



STUDENTS AND STAFF
 PARENTS AND GUESTS
 WI-FI CALLING
 DISTRICT CERTIFICATE
 TROUBLESHOOTING



Students and Staff

All personally owned devices of students and staff are to use the new BCPS-BYOD wireless. BCPS-BYOD wireless offers both students and staff the convenience of easy access after a one-time setup.

- Select **BCPS-BYOD** from the list of visible networks on your personal device. Most modern devices auto-detect the correct settings.
- Type in your username (referred to as *Identify* on Android devices) and password into the appropriate fields and Connect. Some Android devices may require you scroll down to reach the *Identify* (username) and password fields.
- If prompted, trust / accept the certificate.

Join wifi network

SSID: **BCPS**

EAP method: PEAP

Phase 2 authentication: Automatic

Server CA certificate: Do not check

User certificate: None

Identity: your_username

Password: your_password

Anonymous identity:

Connect Cancel

↑ *Chrome OS Example*

Connect to BCPS

Signal strength **Excellent**

Security **Enterprise(802.1x)**

EAP method: PEAP

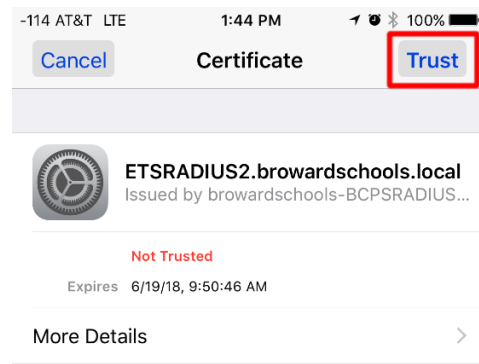
Phase 2 authentication: MSCHAPV2

Identity: your_username

Anonymous identity:

Connect Cancel

↑ *Older Android Device – Password prompt hidden below, must scroll down to make visible*



↑ *Apple iOS – After authenticating, you must trust or accept certificate*

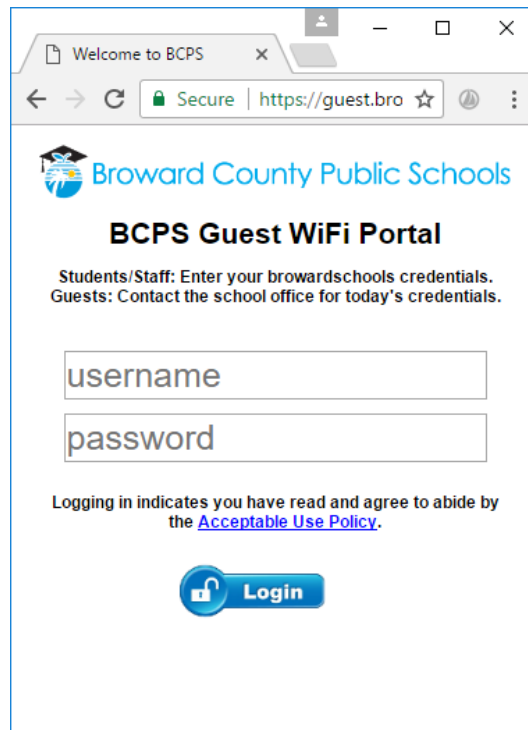
BCPS-BYOD Technical Details

Network Type: WPA2-Enterprise 802.1x EAP
Authentication Type: PEAP (Protected EAP)
Phase 2 Authentication / Inner Security: MS-CHAPv2 or Automatic
User Certificate: (unspecified) - *no user certificate is required*
Anonymous Identity: (leave blank)
Identify / Username: your_username
Password: your_password

Students, staff, and guests who choose to bring device(s) will do so voluntarily and will be fully responsible for their device(s). Device(s) must meet standards found within the BYOD Guidelines so they are adequate for learning. Teachers can choose to allow students to participate in classroom activities using their own device. No staff members will be responsible for supporting personal devices. Owners must be aware of how to use their device(s).

Parents and Guests

- During front desk registration, please ask personnel for today's guest login credentials.
- Select **BCPS-GUESTS** from the list of visible networks on your personal device.
- When prompted, enter the network security key: **internet** (*all lower-case*)
- This 'Welcome Portal' appears after connecting to BCPS-GUESTS and opening a web browser:





The image shows a web browser window displaying the 'BCPS Guest WiFi Portal'. The browser's address bar shows 'https://guest.bro'. The page features the Broward County Public Schools logo and the title 'BCPS Guest WiFi Portal'. Below the title, there are instructions for students/staff and guests. There are two input fields labeled 'username' and 'password'. A 'Login' button with a lock icon is positioned below the fields. A link to the 'Acceptable Use Policy' is also visible.

- Click the link to review the [Acceptable Use Policy](#) and press Accept.
- Type in today's guest login credentials obtained on the first step and select Login.

Students, staff, and guests who choose to bring device(s) will do so voluntarily and will be fully responsible for their device(s). Device(s) must meet standards found within the BYOD Guidelines so they are adequate for learning. Teachers can choose to allow students to participate in classroom activities using their own device. No staff members will be responsible for supporting personal devices. Owners must be aware of how to use their device(s).

Wi-Fi Calling

Wi-Fi calling is available on any Broward Schools wireless network, regardless of other restrictions. Your personal mobile carrier and phone must support Wi-Fi calling. Wi-Fi calling instructions vary by phone manufacturer and carriers. For specific support and instructions, please consult your cellular carrier.

Apple iOS	Android
<ul style="list-style-type: none">• Connect to Wi-Fi• Go to “Settings”• Scroll down to “Phone”• Scroll down to “Wi-Fi Calling”	<ul style="list-style-type: none">• Connect to Wi-Fi• Open the Phone app • Tap More  > Settings• Tap Calls• Tap Wi-Fi calling
Apple Generic Instructions	Google Generic Instructions

Carrier Specific Instructions

[ATT](#)
[MetroPCS](#)
[T-Mobile](#)
[Sprint](#)
[Verizon](#)

Students, staff, and guests who choose to bring device(s) will do so voluntarily and will be fully responsible for their device(s). Device(s) must meet standards found within the BYOD Guidelines so they are adequate for learning. Teachers can choose to allow students to participate in classroom activities using their own device. No staff members will be responsible for supporting personal devices. Owners must be aware of how to use their device(s).

District Certificate

Some websites, such as google.com will be inaccessible to students, staff, and guests on their personal devices unless the district certificate is installed on the device. After logging on the wireless visit certcheck.browardschools.com and follow the on-screen instructions to install the certificate on your device.

Troubleshooting

After connecting, a message may be displayed that your device has limited Internet connectivity or no Internet connectivity. Just because your device displays the message does not actually mean access to the Internet does not work, try it. Many Android phones are programmed to communicate to specific Internet locations that may be blocked by the District firewall, resulting in that message.

If you are using a Samsung Phone and are experiencing connection difficulties, it is recommended to disable the “Smart network switch” feature.

Students, staff, and guests who choose to bring device(s) will do so voluntarily and will be fully responsible for their device(s). Device(s) must meet standards found within the BYOD Guidelines so they are adequate for learning. Teachers can choose to allow students to participate in classroom activities using their own device. No staff members will be responsible for supporting personal devices. Owners must be aware of how to use their device(s).